LEVICRON

NON-CONTACT PRECISION MOTION

ASD-H25A / UASD-H25A



Levicron

Development, manufacture and sales of motor spindle solutions with non-contact bearing technologies for ultra-precision and CNC machining is Levicron's core business. At Levicron bespoke analytical proven methods and simulation tools for structural analysis and fluid dynamics complement sound practical experiences in the field of spindle development and production.

Being the first ever provider of aerostatic tool spindles with industrial tool interfaces (HSK) and full CNC functionality, products from Levicron are being used all around the world to reliably machine precision parts with an optical surface finish.

Our demands of our products and those from our customers prevent the use of off-the-shelf components within the build. Therefore not only the patented bearing technology and patented spring-free HSK taper clamping systems can be found in our motor spindles, but also in-house developed motor and encoder solutions. A vertical manufacturing integration of more than 90 % incorporates CNC turning, - milling, - diamond machining, - cylindrical /bore grinding and bespoke machining solutions. Along with our production sophisticated test and dynamic balancing methods can all be found under one roof.

As a result, tool and work-holding spindle solutions for turning, milling and grinding are offered that provide a unique thermal stability and robustness at shaft dynamics, erros in shaft motion and speeds which were previosly not available for the user.



Levicron

All in house developed and manufactured Ultra Precision Technology for CNC Machining



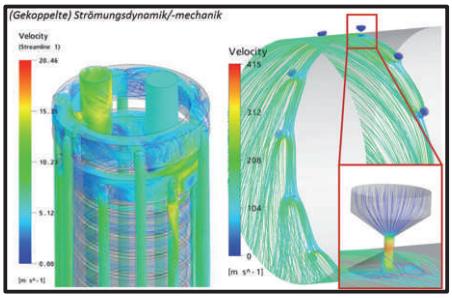





Why aerostatic bearing systems for tool and work-holding spindles?

Although difficult to believe for many engineers, the radial stiffness of our tool and work-holding spindles is indeed comparable with the radial stiffness of actual roller bearing spindles, and the axial stiffness is even higher. Ultra-thin bearing gaps combined with a huge bearing surface, compared to the tiny Hertzian contact in roller bearings, lead to a comparable bearing stiffness and in combination with our high-pressure aerostatic bearing technology to even higher load capacities. Also, bearing gaps with only a few microns in width allow very high shear velocities and compensate for shape errors. This averaging effect of the air film between the shaft and the bearing allows shaft rotations more controlled than those which the sum of all shape errors would normally allow.

Technical benefits:

- Higher speeds:
  Speeds of up to 100.000 rpm with HSK-E25 tool holders
- Significantly smaller synchronous and asynchronous spindle errors:
  Dynamic run-out values < 0.5 micron and errors in shaft motion of < 30 nm at any speed
- Thermal stability:
  Spindle soak time < 5 min., axial shaft growth < 5 micron, X/Y stability < 0.5 micron
- Wear-free and stable operation even at top speed
- Modular and service-friendly cartridge design
- Oil and grease-free operation

Customer benefits:

- Higher productivity and reduced tool wear
- Remarkably better surface finishes in any material; suitable for ultra-precision machining
- Stable operation at any speed with no time limit
- Cost-effective assembly due to a modular spindle design
- Oil- and grease-free operation - suitable for medical parts and applications within the food industry

Solutions from Levicron - bespoke solutions to not compromise accuracy and performance:

- Patented bearing technology for outstanding shaft errors in motion, minimized air consumption and spindle stiffness
- Patented automatic and spring-less tool interface for DIN69893 (HSK) taper clamping to give outstanding shaft dynamics and reliability
- Bespoke iron-less motor solutions for ultra-precision machining and high-power motor options with highest power density
- In-house developed integral encoder systems with reduced number of parts and reduced size compared to industry standard
- DIN69893 (HSK) tool holder series UTS-x for ultra-precision machining



ASD-H25A / UASD-H25A

Ultra-precision aerostatic tool spindle with automatic spring-less HSK-E25 tool interface and axially oriented spindle connectors

Our spindle models ASD-H25A and UASD-H25A fulfill all your requirements for a high-quality tool spindle to generate high-precision parts with an optical surface finish. They combine robustness and CNC functionality with high spindle speeds for micro machining and low errors in shaft motion for the machining of optical components. Both models feature an automatic spring-less HSK-E25 tool clamping, a high resolution rotary encoder, a highly efficient thin-film liquid cooling, tool clamp status monitoring and a robust steel housing with standardized and common diameters.

If used in CNC machine tools the user not only gets outstanding precision, thermal stability and speed, but for the first time ever the ability to create parts with an optical surface finish. In contrast, for ultra-precision machining our ASD-H25A and UASD-H25A now enable significantly increased chip loads and an automated tool change to increase productivity at an ultra precision level.

Both models are also available with radially oriented spindle connectors (ASD-H25 und UASD-H25).

„The way to get rid of temptation is to yield to it.“
Oscar Wilde

Passionate Precision
Made in Germany

At a glance, ASD-H25A / UASD-H25A

Tool interface	HSK-E25, automatic, spring-less
Motor options	400 V max., high-power, 0.66 Nm S1
	208 V max., high-power, 0.66 Nm S1
	400 V max., iron-less, 0.33 Nm S1
	208 V max., iron-less, 0.33 Nm S1
Position control	1 VSS SinCos, 80 lines, zero-flag
Nominal speed	60,000 rpm
	80,000 rpm
	90,000 rpm
Tool change system	pneumatic, 4bit tool clamp status monitoring, taper cleaning air
Cooling	Thin-film liquid cooling
Bearing system	aerostatic (ASD-H25A)
	high-pressure aerostatic (UASD-H25A)
Accuracy, Dynamics	Dynamic tool run-out < 0.5 µm *)
	Error-motion < 30 nm
Cutting fluid feedthrough	2 x spray nozzles at spindle front
Connectors	axially oriented

*) if used with tool holder series UTS25







ASD-H25A and UASD-H25A, comparison

The aerostatic bearing system of the UASD-H25 and UASD-H25A type spindles has specifically been designed and manufactured for use with a supply pressure of 20-30 bar. The result is an increase of approximately 300 % in the load capacity at the spindle nose compared to the standard models.

The new axial bearing and bearing orifice design reduce the air consumption significantly to provide economic operation even at the higher supply pressures.

An alternative air compressor to your machines standard may be required to operate UASD-x models.

Radial static load capacity at spindle nose at different supply pressures

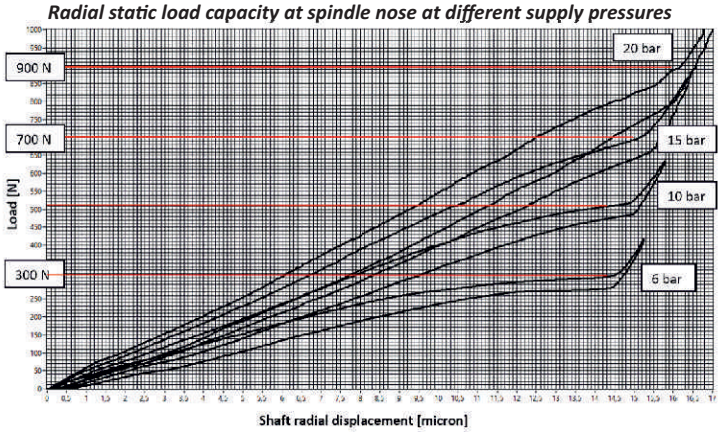

Axial static load capacities at different load supply pressures

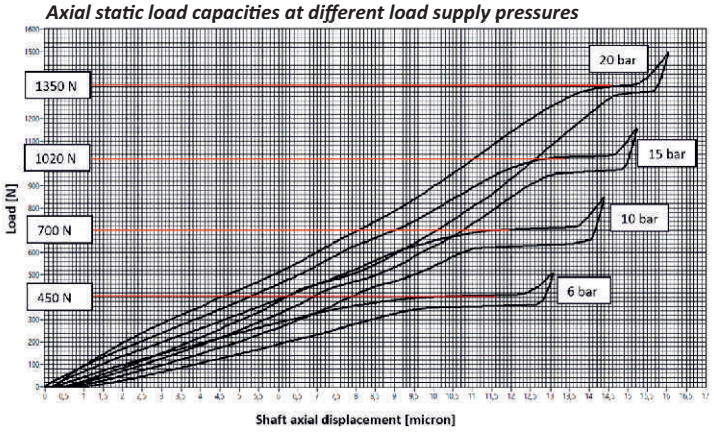

ASD-H25A and UASD-H25A, test results

		ASD060H25A	UASD060H25A
Bearing air supply pressure	[bar]	6 - 10	20 - 30
Speed	[krpm]	0 - 60	0 - 60
Radial load capacity at spindle nose	[N]	330	900 (275%)
Axial load capacity	[N]	550	1400 (255%)
Static radial stiffness at spindle nose	[N/µm]	41	83 (202%)
Static axial stiffness	[N/µm]	65	120 (180%)
Static air consumption	[Nl/min]	50	90 (180%)
Dynamic tool run-out	[µm]	< 0.4	< 0.3
Shaft error in motion	[nm]	< 23	< 28

ASD-H25A / UASD-H25A
with axially oriented spindle connectors,
„rear view“

Data sheet, ASD-H25A

			ASD060H25A	ASD080H25A	ASD090H25A
General	Body diameter	[mm]	100	100	100
	Total length	[mm]	408	408	408
	Weight	[kg]	16	16	16
	Speed	[Upm]	0 - 60,000	0 - 80,000	0 - 90,000
	Automatic tool interface	[-]	HSK-E25, spring-less	HSK-E25, spring-less	HSK-E25, spring-less
	Tool clamp status monitoring	[-]	4bit digital	4bit digital	4bit digital
Motor option "high-power", 400 V max.	Type	[-]	3 phases, synchronous	3 phases, synchronous	3 phases, synchronous
	Constant torque	[Nm]	0.66	0.66	0.66
	Poles	[-]	2	2	2
	max. phase voltage, RMS	[V]	320	320	320
	Rated current	[A]	10	10	10
	Peak current, RMS	[A]	20	20	20
	Shaft Power	[kVA]	4.1	5.5	6.1
Moto option "high-power", 208 V max.	Type	[-]	3 phases, synchronous	3 phases, synchronous	3 phases, synchronous
	Constant torque	[Nm]	0.66	0.66	0.66
	Poles	[-]	2	2	2
	max. phase voltage, RMS	[V]	150	150	150
	Rated current	[A]	18	18	18
	Peak current, RMS	[A]	36	36	36
	Shaft Power	[kVA]	4.1	5.5	6.1
Motor option "ultra-precision", 400 V max.	Type	[-]	3 phases, synchronous	3 phases, synchronous	3 phases, synchronous
	Constant torque	[Nm]	0.33	0.33	0.33
	Poles	[-]	2	2	2
	max. phase voltage, RMS	[V]	300	300	300
	Rated current	[A]	5	5	5
	Peak current, RMS	[A]	11	11	11
	Shaft Power	[kVA]	2.1	2.7	3.1
Motor option "ultra-precision", 208 V max.	Type	[-]	3 phases, synchronous	3 phases, synchronous	3 phases, synchronous
	Constant torque	[Nm]	0.33	0.33	0.33
	Poles	[-]	2	2	2
	max. phase voltage, RMS	[V]	145	145	145
	Rated current	[A]	5	5	5
	Peak current, RMS	[A]	11	11	11
	Shaft Power	[kVA]	2.1	2.7	3.1
Rotary encoder	Type	[-]	incremental	incremental	incremental
	Lines	[-]	80	80	80
	Signal A/B	[-]	1VSS SinCos	1VSS SinCos	1VSS SinCos
	Zero flag	[-]	yes (digital/analog)	yes (digital/analog)	yes (digital/analog)
Bearing system	Bearing air supply pressure	[bar]	6 - 10	6 - 10	6 - 10
	Air cleanliness, ISO8573	[-]	3, or any better	3, or any better	3, or any better
	Static radial zero position stiffness at spindle nose	[N/µm]	> 40	> 25	> 20
	Static radial load capacity at spindle nose	[N]	> 330	> 300	> 280
	Static axial zero position stiffness	[N/µm]	> 65	> 45	> 35
	Axial load capacity	[N]	> 600	> 550	> 500
Stability and precision	Taper run-out TIR	[nm]	< 100	< 100	< 100
	Shaft error in motion	[nm]	< 30	< 30	< 30
	Dynanmic tool run-out *)	[µm]	< 0.5	< 1	< 1.2
	Spindle soak time	[Min]	< 3	< 3	< 3
	Axial shaft growth	[µm]	< 3	< 3	< 3

All values taken at 6 bar bearing air supply pressure (gauge pressure)
*) If used with tool holder series UTS25

ASD-H25A / UASD-H25A
with axially oriented spindle connectors,
„front view“

Data sheet, UASD-H25A

			UASD060H25A	UASD080H25A	UASD090H25A
General	Body diameter	[mm]	100	100	100
	Total length	[mm]	408	408	408
	Weight	[kg]	16	16	16
	Speed	[Upm]	0 - 60,000	0 - 80,000	0 - 90,000
	Automatic tool interface	[-]	HSK-E25, spring-less	HSK-E25, spring-less	HSK-E25, spring-less
	Tool clamp status monitoring	[-]	4bit digital	4bit digital	4bit digital
Motor option "high-powwer", 400 V max.	Type	[-]	3 phases, synchronous	3 phases, synchronous	3 phases, synchronous
	Constant torque	[Nm]	0.66	0.66	0.66
	Poles	[-]	2	2	2
	max. phase voltage, RMS	[V]	320	320	320
	Rated current	[A]	10	10	10
	Peak current, RMS	[A]	20	20	20
	Shaft Power	[kVA]	4.1	5.5	6.1
Moto option "high-power", 208 V max.	Type	[-]	3 phases, synchronous	3 phases, synchronous	3 phases, synchronous
	Constant torque	[Nm]	0.66	0.66	0.66
	Poles	[-]	2	2	2
	max. phase voltage, RMS	[V]	150	150	150
	Rated current	[A]	18	18	18
	Peak current, RMS	[A]	36	36	36
	Shaft Power	[kVA]	4.1	5.5	6.1
Motor option "ultra-precision", 400 V max.	Type	[-]	3 Phasen, Synchron	3 Phasen, Synchron	3 Phasen, Synchron
	Constant torque	[Nm]	0,33	0,33	0,33
	Poles	[-]	2	2	2
	max. phase voltage, RMS	[V]	300	300	300
	Rated current	[A]	5	5	5
	Peak current, RMS	[A]	11	11	11
	Shaft Power	[kVA]	2,1	2,7	3,1
Motor option "ultra-precision", 208 V max.	Type	[-]	3 phases, synchronous	3 phases, synchronous	3 phases, synchronous
	Constant torque	[Nm]	0.33	0.33	0.33
	Poles	[-]	2	2	2
	max. phase voltage, RMS	[V]	145	145	145
	Rated current	[A]	5	5	5
	Peak current, RMS	[A]	11	11	11
	Shaft Power	[kVA]	2.1	2.7	3.1
Rotary encoder	Type	[-]	incremental	incremental	incremental
	Lines	[-]	80	80	80
	Signal A/B	[-]	1VSS SinCos	1VSS SinCos	1VSS SinCos
	Zero flag	[-]	yes (digital/analog)	yes (digital/analog)	yes (digital/analog)
Bearing system	Bearing air supply pressure	[bar]	20 - 30	20 - 30	20 - 30
	Air cleanliness, ISO8573	[-]	3, or any better	3, or any better	3, or any better
	Static radial zero position stiffness at spindle nose	[N/µm]	> 70	> 50	> 35
	Static radial load capacity at spindle nose	[N]	> 900	> 800	> 750
	Static axial zero position stiffness	[N/µm]	> 150	> 120	> 80
	Axial load capacity	[N]	> 1300	> 1200	> 1100
Stability and precision	Taper run-out TIR	[nm]	< 100	< 100	< 100
	Shaft error in motion	[nm]	< 30	< 30	< 30
	Dynanmic tool run-out *)	[µm]	< 0.5	< 1	< 1.2
	Spindle soak time	[Min]	< 3	< 3	< 3
	Axial shaft growth	[µm]	< 3	< 3	< 3

All values taken at 20 bar bearing air supply pressure (gauge pressure)

*) If used with tool holder series UTS25

Levicron GmbH | Sauerwiesen 6
67661 Kaiserslautern,Germany

Phone: +49 (0) 6031 - 66800 - 0 | http://levicron.com | E-mail: info@levicron.com